

## Technical Specifications

	Units	StarBatch 80	StarBatch 120	StarBatch 160	StarBatch 200
<b>Plant Capacity</b>					
Output*	tph	80	120	160	200
<b>Cold Feed</b>					
Hopper Capacity (heaped)	m <sup>3</sup>	8	8	10	10
Hopper Loading Width	m	3	3	3	3
Belt Feeder Length	mm	1500	1500	1500	1500
Belt Width	mm	500	500	500	600
Belt Feeder Drive	kW	1.5	1.5	2.2	2.2
Vibrator Fitted to Sand Hopper		YES	YES	YES	YES
Collecting Conveyor Width	mm	500	600	600	650
Collecting Conveyor Drive	kW	4.0	4.0	5.5	5.5
<b>Aggregate Dryer</b>					
Dryer Drum Diameter	m	1.5	1.8	2.0	2.2
Dryer Drum Length	m	6.5	7.0	8.0	8.0
Dryer Drive	kW	4.0 x 5.5	4.0 x 7.5	4.0 x 11.0	4 x 15.0
<b>Air Volume</b>					
Total	Nm <sup>3</sup> /h	17,000	25,770	31,940	31,940
<b>Hot Stone Elevator, Screen &amp; Mixing Section</b>					
Elevator Capacity	tph	90	140	180	220
Elevator Drive	kW	11.0	11.0	15.0	15.0
Screen Decks	No.	2 (4 sizes + rejects)	2 (4 sizes + rejects)	2 (4 sizes + rejects)	2 (4 sizes + rejects)
Screen Size (length x width)	m	4.0 x 1.5	4.0 x 1.8	5.0 x 1.8	5.0 x 1.8
Screen Drive	kW	7.5	11.0	11.0	11
Hot Storage Capacity	t	20	20	25	25
Hot Storage Bins	No.	4	4	4	4
Aggregate Weigh Hopper Capacity	kg	1250	1750	2250	3250
Bitumen Weigh Hopper Capacity	kg	100	150	200	450
Filler Weigh Hopper Capacity	kg	150	225	300	600
Paddle Mixer Capacity	kg	1250	1750	2250	3250
Paddle Mixer Drive	kW	2 x 11.0	2 x 18.5	2 x 22.0	2 x 37.0

\*Plant capacity is based on 150°C from mixer. Average moisture content of 3%, including 5% filler and 5% bitumen in the mix at sea level with 30°C ambient temperature, 45 second weigh/mix cycle, 80 batches per/hr.

## Benefits

- Flexible plant layout
- Complete plant designed for ease of access and maintenance
- High thermal efficiency dryer with proven replaceable lifter design
- Nylon/Steel designed support & thrust rollers for reduced dryer wear & noise
- Fully automatic multi-fuel burner options
- Asphalt feed systems (RAP) and SMA fibre/additive systems available

DEALER STAMP

naamcomm@gmail.com\_Jan'23

# StarBatch

## Modular Asphalt Batch Plants



Quality Engineered  
Excellence Since 1911

**Parker Plant India PVT. Limited** - C9, Apollo Industrial Park, Opp Shanku's Water Park, Ahmedabad-Mehsana State Highway, Dholasan - 382 732, Dist. Mehsana (Gujarat) INDIA.  
T: +91 93770 44944, 99104 02464, 90991 44644 E: info@parkerplant.in • www.parkerplant.in

All reasonable steps have been taken to ensure the accuracy of this publication. However, due to our policy of continual product development, Parker Plant India PVT. Limited reserve the right to change details without prior notice. All machines supplied in accordance with our standard conditions. Illustrations and photos may show optional equipment. All rights reserved.





# StarBatch Range

## Modular Asphalt Batch Plant

The Parker StarBatch range has been designed to offer customers worldwide a lower capital cost asphalt plant while still maintaining many of the StarMix range features.

Capable of producing a wide range of high quality mixes, this European designed modular asphalt plant is now being manufactured in India.

Utilising the latest technology the StarBatch range offers customers a cost effective and versatile solution to meet the demands of any modern day road project.

### Options


- Fully automatic multi-fuel burner
- Imported filler silo
- Inclined skip type mixed material storage
- Reclaimed asphalt feed system (RAP)
- Reclaimed dust systems
- SMA fibre and additive systems




## Product Range




StarBatch 80



StarBatch 120



StarBatch 160



StarBatch 200



Cold Feed

Compact transportable multi-hopper, cold feed unit with built in collecting conveyor, scalping screen and dryer feed conveyor. Direct drive geared motor units provide high reliability and accurate variable speed control via AC motor and inverter.



Aggregate Dryer

Advanced design of internal lifters optimising thermal efficiency for maximum heat transfer. Nylon support & thrust rollers to reduce wear on dryer roller paths and noise. Choice of multi-fuel burners available.



Screen

Heavy duty aggregate screen within a fully enclosed and sealed dust housing.



Paddle Mixer

Fully synchronised direct drive twin shaft paddle mixer with abrasion resistant liner plates, paddle arms and tips.

- Modular Design
- High Performance
- Quality Mix
- Latest Technology
- European Designed
- Made in India